


Population

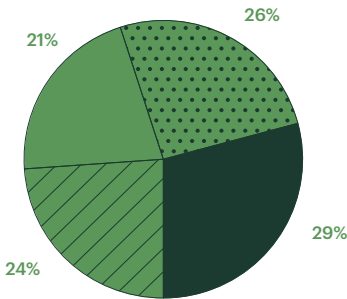


79,854



Demographic

- 0-19
- 20-39
- 40-59
- 60+



Manufacturing

\$252m

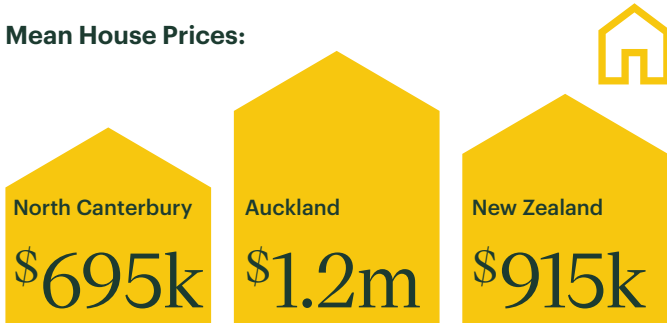
Agriculture

\$579m

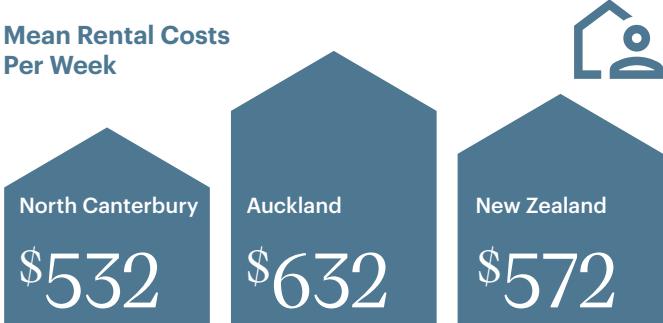
Owner-Occupied Property Operation

\$215m

Mean House Prices:



Mean Rental Costs Per Week



Construction

\$385m

Forestry, Fishing, Mining, Electricity, Gas, Water and Waste Services

\$271m



To Christchurch  
10m-1.7h

To Picton  
3-4.5h



Total GDP

\$3,160m

Mean Household income Annual

\$132k

Unemployment Rate



North Canterbury

3.2%

New Zealand

4.4%

# NORTH CANTERBURY AT A GLANCE